



IRONHEART

THE ESSENCE OF ESSE

Everything we know about cooking and heating
distilled into an iconic range of cook stoves.

THE

IRONHEART FAMILY

IRONHEART



The Ironheart family is our flagship range: encapsulating everything we know about cooking and heating in one beautifully simple stove.

These versatile wood fired cook stoves offer a large clear view of the flames in the firebox and provide a dependable source of heat and sustenance.

Its timeless design and simple styling reflect a state of the art piece of quality British engineering incorporating more than 160 years of ESSE cooking stove design and innovation.

Hand-made in Britain by a team of dedicated craftsmen with decades of experience, Ironheart cook stoves combine tradition and practicality. The durable exterior conceals super-efficient clean-burn technology that extracts maximum energy from the

combustion process and stores heat for many hours after lighting.

Providing years of faithful service, our Ironheart cooking stoves are engineered to exacting standards that ensure they can be relied upon to provide a constant source of warmth and comfort.

ESSE cooking stoves have a loyal following around the world: from Alpine ski chalets to the Australian outback, the Ironheart's unique combination of durable British design and dependable performance adds a touch of style and luxury to even the most out of the way country cottages or rural retreat.

BAKEHEART



WARMHEART



WARMING
YOUR HEART
AND YOUR
HOME

SINCE
1854

FROM A
FAST BOIL
TO A
LAZY SIMMER

(SAME HOTPLATE, DIFFERENT
TEMPERATURE ZONES)

A COOKER
TO GET
FIRED UP
ABOUT



Image courtesy of deVOL kitchens

3 WAYS TO COOK

ON AN **ESSE** IRONHEART



DIRECT TO HOB

Sizzle, steam, toast, braise, boil and fry. An ESSE hotplate offers multiple cooking methods. A heavy based pan or griddle can be heated on the hob. Searing, chargrilling or toasting can take place directly on the hotplate, and the dome design of the ESSE bolster lids creates a steam environment.

Hotplates are graduated temperature surfaces with the most concentrated heat always centred above the firebox.



OVER EMBERS

Savour the exceptional flavours of wood fired cooking. The ESSE Ironheart range includes shelved firebricks and a rack for cooking in your firebox.

As your flame subsides to glowing embers, consider the wood fired flavours you can bring to your dishes. The glazed door allows sight of food during cooking.

You too can achieve that classic restaurant chargrill bar mark.



ROAST IN THE OVEN

Maximise the energy created by your wood fired stove. For Ironheart and Bakeheart the heat generated in your firebox is transferred to an oven. The ovens are designed deeper than they are wide to minimise heat loss upon opening the oven door. This creates the perfect surround heat baking or roasting environment.

The oven incorporates an ESSE thermo-dial. With regulation of your fire you can cook at ESSE dial guide COOK (100-120°C) through to ESSE dial guide VERY HOT (260°C).

Variable shelf positions and the ability to cook direct to the oven floor grant further oven capacity and versatility.



The chefs at River Cottage UK swear by the ESSE Ironheart








QUALITY BRITISH ENGINEERING

— AND TIMELESS CLASSIC DESIGN —



Made in Britain since 1854, ESSE continues to be a pioneer of clean burning, energy efficient heating and cooking stove design. Our beautifully hand crafted cookers are the choice of credited chefs and hosts worldwide for lavish dining and entertaining.

Florence Nightingale would use no other brand at her field hospital in Balaclava while Sir Ernest Shackleton relied on an ESSE stove on his Antarctic expeditions.

IRONHEART

AT THE HEART OF YOUR HOME

**COOKING
HEATING
COMFORTING**
— ALL IN ONE —







Crafted in the UK



This stunning viewing window will warm your heart and heat your home



Cook directly on the dog-bone hob for sizzling results

.....

IRONHEART is a stove and a range cooker in one, combining the best of our two main product lines. With a powerful 9.7kW heat output and plenty of room to bake, boil, roast and braise, cooking and heating come together in one robust cook stove for your home.

.....

Unlike our traditional range cookers, which are designed to contain heat, the Ironheart has convection panels that radiate warmth like a wood-burning stove.

The large firebox can burn logs of up to 500mm (19½ inch). And, you'll enjoy watching the flames leap and flicker through the large clear glass window, a picture-perfect view.

The Ironheart is equipped to bring out the very best in creative cooks – so no wonder it's become a firm favourite with head chef Gill Meller and his team at River Cottage HQ.

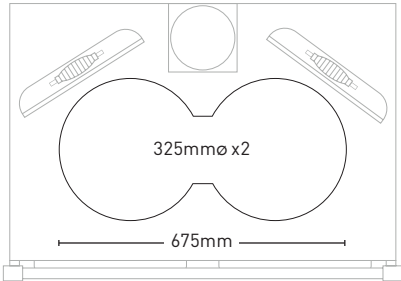
The oven has a 47-litre capacity and you can also cook over direct heat in the firebox, while the 'dog-bone' cast iron hotplate will

comfortably accommodate up to six pans.

An optional 'hostess shelf' has been designed to fit to the side of the Ironheart to extend the top and give an additional preparation space or will fit a standard, off the shelf, domino hob.

.....

CAST IRON HOTPLATE



.....

81.8% EFFICIENT

ENERGY RATED A

9.7KW OUTPUT

**PERFECT
FOR HEATING**

WITH A LARGE VIEW
OF THE FIRE

**JUST
ADD HOT
WATER!**

(ALSO AVAILABLE WITH
A HOT WATER BOILER)

.....

**6
PAN
HOTPLATE!**

INVITE MORE GUESTS!

**PERFECT
FOR EATING**

CAPACIOUS OVENS AND
EXPANSIVE HOB TOP EQUIPPED
TO FEED THE FAMILY

**IRON CAST
ENGINEERED
TO LAST**

& **HARD METAL**

The new Bakeheart is an elegantly proportioned wood fired cooking stove that provides room-filling radiant heat, a graduated temperature hob and a generous baking oven.

BAKEHEART





BAKING HEAVEN

FROM YOUR DAILY BREAD
TO SIMPLY DIVINE CAKES

GRADUATED TEMPERATURE
HOTPLATE TECHNOLOGY

CLEAR VIEW OF THE FIRE

32^{LTR} OVEN

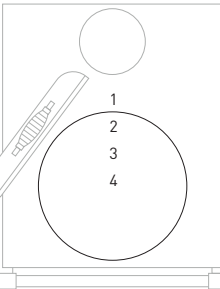
SIMPLE AIR CONTROL

Using the same principles as our best-selling Ironheart, offering a clear view of the flames through the large glass door to the firebox, the wood fired **BAKEHEART** provides ample heat to keep a cottage kitchen warm and toasty.



ESSE's unique heat transfer stove technology efficiently channels heat from the firebox into the 32-litre oven and hob, extracting energy from the combustion process for your wood-fired cooking adventures. Combine with a domestic boiler and the 5kW Bakeheart can also provide hot water while the hob and oven will cook a limitless range of wholesome and hearty dishes from warming casseroles to heavenly home-baked bread.

GRADUATED HOTPLATE



- Zone 1**
190°
- Zone 2**
250°
323mmø
- Zone 3**
290°
243mmø
- Zone 4**
300°
153mmø

Designed to accommodate dry, seasoned logs of up to 400mm (15inch) length the Bakeheart can be installed pretty much anywhere to provide a reliable, 'off-grid' source of heat for extended periods.

Whether it's providing heat and hot water in a bothy up in the mountains or wood fired pizzas on the verandah at the beach house, the Bakeheart can be counted on to deliver heat and sustenance, day in, day out.

5KW HEAT OUTPUT
4-ZONE HOB
TIMELESS DESIGN

MAKE IT THE HEART OF YOUR HOME





WARMHEART

This charming and compact wood fired cooking stove is the perfect heating solution for a bijou country cottage or backcountry bothy.

POWERFUL 5KW
HEAT OUTPUT

AVAILABLE AS A
DOMESTIC HOT
WATER BOILER

LIVE OFF THE GRID:
NO MAINS REQUIRED





STEAKS ON THE HOTPLATE

== OR ==

FISH IN THE FIREBOX

SPECTACULAR CULINARY VERSATILITY

ROOM-FILLING RADIANCE

HEATS

THE WHOLE KITCHEN

DESIGN ICON

CAST IRON CONSTRUCTION
CLASSIC LINES
ENDURING BEAUTY

While our standard range cookers are designed to contain heat, the **WARMHEART** also incorporates convection panels that radiate warmth out into the room – just like a wood-burning stove.

The Warmheart provides ample heat to keep things warm and toasty while a casserole bubbles away on the hob or a couple of steaks sizzle in the firebox.

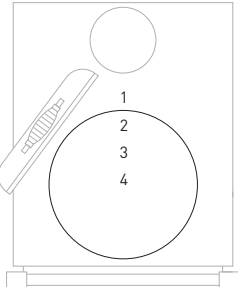
ESSE's unique heat transfer stove technology efficiently channels heat from the firebox into the graduated temperature hob, extracting energy from the combustion process for your wood-fired cooking adventures.

Combine with a domestic boiler and the 5kW Warmheart will also provide hot water while the hob can be used to boil a kettle, cook a casserole or griddle a steak.

Designed to accommodate dry, seasoned logs of up to 400mm (15inch) length the Warmheart can be installed pretty much anywhere to provide a reliable, 'off-grid' source of heat over extended periods – no mains services required.

Whether it's providing heat and hot water in a remote mountain hut or chargrilled T-bones after a day's fishing on the lake, the Warmheart can be counted on to deliver consistent heat and sustenance, wherever and whenever you need it.

GRADUATED HOTPLATE

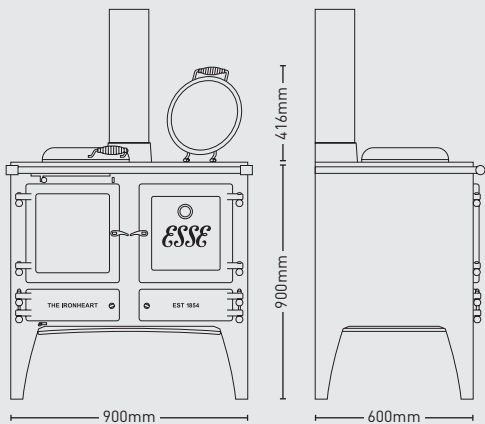


- Zone 1
190°
- Zone 2
250°
323mmø
- Zone 3
290°
243mmø
- Zone 4
300°
153mmø

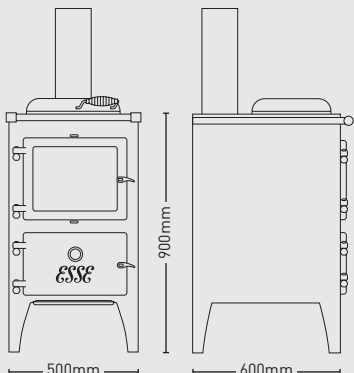


TECHNICAL SPECIFICATIONS

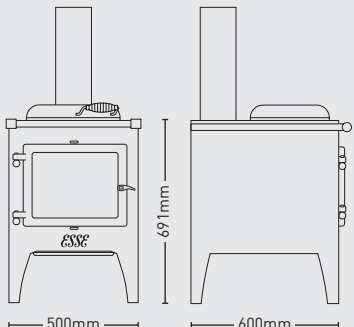
IRONHEART

	Energy rating	A	Flue pipe diameter	150mm (6inch)
	Max efficiency %	81.8%	Required additional room vent	57mmØ (2.25inch)
	Heat output	9.7kW	Log burning firebox grate	Optional
	Weight	370kg	Suitable for continuous burning	Yes
	OVEN CAPACITY	47.8 litres	Optional hot water boiler model	Yes
	W: 320mm H: 340mm D: 440mm		Pre-heated secondary airwash	Yes
	Firebox can accommodate up to	500mm logs	Approved for use on decorative hearths	Yes
	Hotplate capacity	Up to 6 pan	CLEARANCE TO COMBUSTIBLES	
	CO emissions correct to 13% O2	0.27	From Sides: 300mm; Rear: 500mm; Top: 500mm	

BAKEHEART

	Energy rating	A	Flue pipe diameter	150mm (6inch)
	Efficiency	77%	Required additional room vent	No*
	Heat output	5kW	Optional hot water boiler model	Yes
	Weight	195kg	Single air control	Yes
	OVEN CAPACITY	32 litres	Approved for use on decorative hearths	Yes
	W: 350mm H: 200mm D: 450mm		CLEARANCE TO COMBUSTIBLE	
	Graduated temperature hotplate	190-300°C	From Sides: 400mm; Rear: 500mm; Top: 500mm	
	Firebox can accommodate up to	400mm logs	Ecodesign ready	

WARMHEART

	Energy rating	A	Required additional room vent	No*
	Efficiency	77%	Optional hot water boiler model	Yes
	Heat output	5kW	Single air control	Yes
	Weight	155kg	Approved for use on decorative hearths	Yes
	Graduated temperature hotplate	190-300°C	CLEARANCE TO COMBUSTIBLES	
	Firebox can accommodate up to	400mm logs	From Sides: 350mm; Rear: 400mm; Top: 500mm	
	Flue pipe diameter	150mm (6inch)	Ecodesign ready	



Over 160 years
OF ESSE
ENGINEERING
CRAFT &
INNOVATION

REFINED INTO THE CLASSIC IRONHEART FAMILY



Contact us

Got a question for us here at ESSE?
Please do get in touch.

01282 813235
enquiries@esse.com
esse.com

ESSE